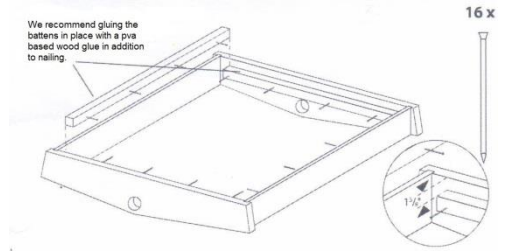
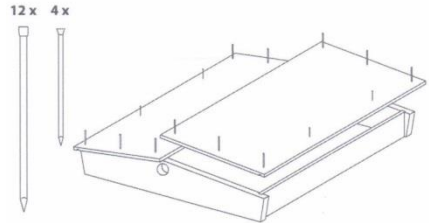


Assemble roof ends to roof sides as shown. Nail through the roof ends as shown using the 40mm lost head nails checking it is square at all times.

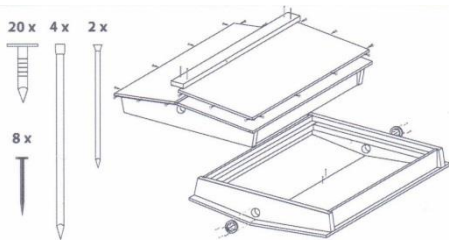
Turn the roof over and position the inner battens as shown 1 5/8" below the bottom of the roof. Nail them into place using 4 x 25mm pins per batten.



Turn the roof back over and position the panels as shown. Overhang equally at both ends and nail to the end boards using 12 x 40mm lost head nails. Nail to the side boards of the roof with 4 x 25mm pins.



Next position the metal covers on the roof and nail to the roof edges using 20 x 12mm round head nails. Put the apex strip in top of the roof and nail using 2 x 40mm lost head nails at each end.



Turn the roof over and nail through the roof panels right into the apex strip using 2 x 25mm pins. Position the ventilation cones over the holes at each end of the roof and fix into place using the 12mm black round head tacks.